



SATERN Evaluation Tools

New for 5.8 SP5

- ▶ **Lesson 1: Overview for Training Evaluation**
- ▶ **Lesson 2: Research Item Evaluation Surveys**
- ▶ **Lesson 3: Gather and Analyze Survey Results**
- ▶ **Lesson 4: Evaluate Learning Using Pre- and Post-Test**

Scenario for Learning Labs



- ▶ **Read scenario and plan your work**
- ▶ **Prepare checklist with your details**
- ▶ **Select a unique value for your entities**

Lesson 1

Overview for Training Evaluations

Lesson Objectives

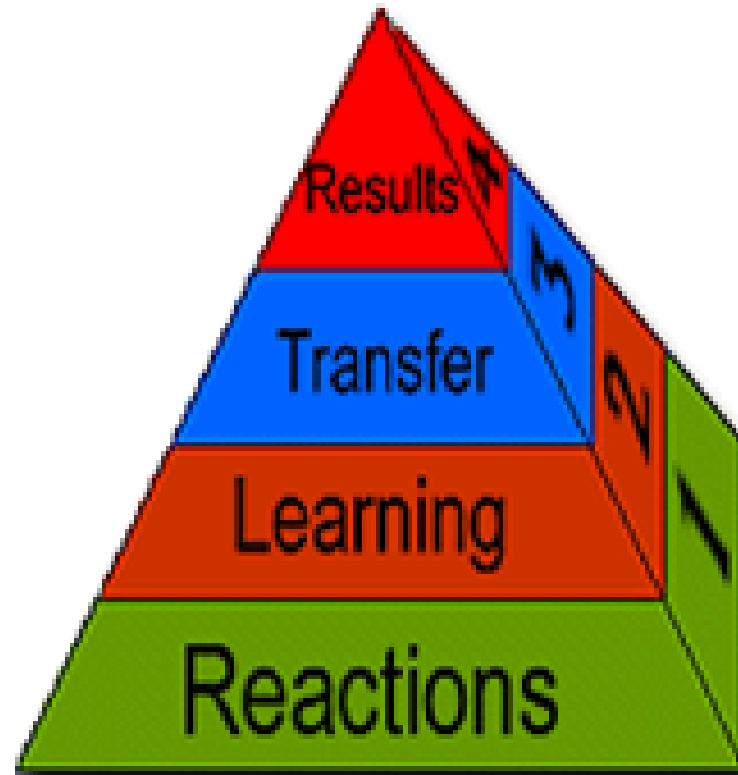


- ▶ **Identify all levels of evaluation and explain which evaluation tools you will use in SATERN.**
- ▶ **Explain how evaluations are implemented at NASA**
- ▶ **Identify SATERN configurations needed to support evaluations**

Evaluating Training Results Using SATERN



- ▶ **Four Levels of Training Evaluation:**
- ▶ **Evaluation tools that will be used in SATERN**



Configuration to Support Evaluations



▶ Completion Statuses

Completion Status ID: COURSE_COMP

Edit the Completion Status Reference

Description:

Item Type: ▼

Credit Given

Include learning events with this completion status for Item Evaluation: User Satisfaction Surveys Assignments

▶ Rating Scale used for question response


Strongly Disagree	Disagree	Neutral	Agree	Strongly Agree
--------------------------	-----------------	----------------	--------------	-----------------------

Lesson Wrap Up



- ▶ **Identified all levels of evaluation and explain which evaluation tools you will use in SATERN.**
- ▶ **Explained how evaluations are implemented at NASA**
- ▶ **Identified SATERN configurations needed to support evaluations**

Lesson Check



Lesson 2 Research Item Evaluation Surveys

Lesson Objectives

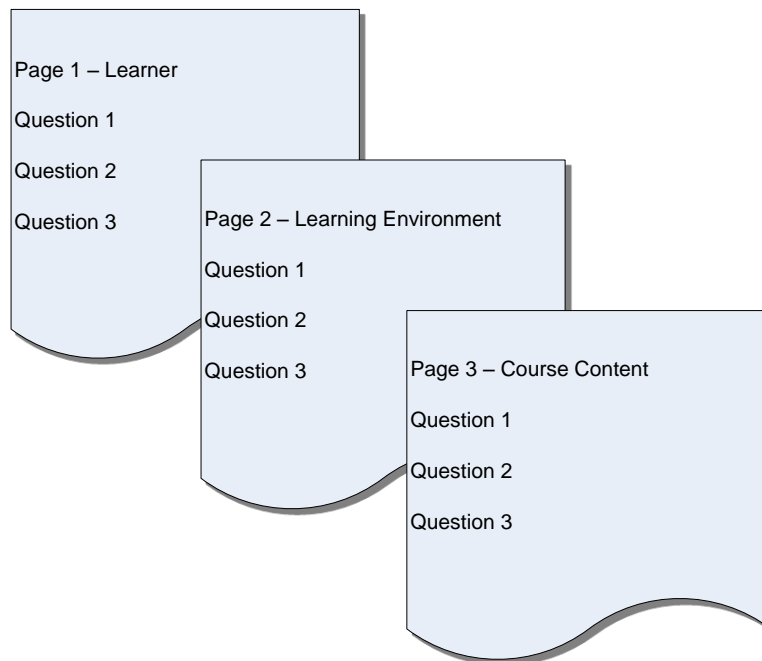


- ▶ **Identify the purpose of an item evaluation**
- ▶ **Identify possible question types for a item evaluation survey**
- ▶ **Research and preview item evaluation surveys used in SATERN**
- ▶ **Determine configuration options for item evaluation surveys**
- ▶ **Associate an item evaluation survey with an item**

Item Evaluations Collect Data on User Satisfaction



- ▶ **Assess Learners' reaction of training event**
- ▶ **Most effective if administered directly after event**
- ▶ **Questions can be grouped together bases on focus area**



Question Types







- ▶ **Rating Scale**
- ▶ **One Choice**
- ▶ **Multiple Choice**
- ▶ **Open Ended**

Working with NASA's Item Evaluations



- ▶ **NASA will use one item evaluation for online items and one for instructor-led events, NSSC admins will create and maintain these surveys**

<u>Survey ID</u> ▲		<u>Survey Name</u>	<u>Domains</u>	<u>Description</u>
Online Course Evaluation Level 1 Survey	 	Online Course Evaluation Level 1 Survey	PUBLIC	Online Course Evaluation Level 1 Survey
Training Program Evaluation Level 1 Survey	 	Training Program Evaluation Level 1 Survey	PUBLIC	Training Program Evaluation Level 1 Survey for Instructor-led courses

Research and Preview a Published SATERN Survey



Configuration Options for Level 1 Surveys



Summary Questions Item Usage **Options** Notifications

Edit the Survey Defaults

Anonymous Surveys: Yes No

Required For Item Completion:

Days to Complete:

Include Comments Field for each Question : Yes No

How to Associate a Survey with an Item



- ▶ There are two ways to make an association between an item and a survey:

- ▶▶ **Item Usage tab of questionnaire survey**

The screenshot shows the 'Item Usage' tab selected in a questionnaire survey. The interface includes a navigation bar with tabs for Summary, Questions, Item Usage, Options, and Notifications. Below the navigation bar, there are sections for 'Edit Item for the Survey' and 'Add an Item to the Survey'. The 'Add an Item to the Survey' section contains a form with a text input field for 'Enter Item ID or [add one or more from list](#)', a 'Type' dropdown menu, an 'Item ID' text input field, and an 'Add' button.

- ▶▶ **Evaluations tab of item record**

The screenshot shows the 'Evaluations' tab selected in an item record interface. The interface includes a navigation bar with tabs for Evaluations, Online Settings, Notifications, Materials, Pricing, Catalogs, Subject Areas, Curricula, Competencies, Custom Fields, Requests, Rqst Reasons, Substitutes, Summary, Design Data, Delivery Data, Instructors, Prerequisites, and Documents. Below the navigation bar, there are sections for 'Edit Evaluations for Item' and 'Item Evaluation : User Satisfaction'. The 'Item Evaluation : User Satisfaction' section contains a form with a 'Survey' dropdown menu (set to 'Training Program'), a 'Days to Complete' text input field, and a 'Required For Item Completion' checkbox.

Method 1: Associate a Survey with an Item from Survey Record



Method 2: Associate a Survey with an Item from Item Record




Lesson Wrap Up



- ▶ **Identified the purpose of an item evaluation**
- ▶ **Identified possible question types for a item evaluation survey**
- ▶ **Researched and preview item evaluation surveys used in SATERN**
- ▶ **Determined configuration options for item evaluation surveys**
- ▶ **Associated an item evaluation survey with an item**

Lesson Check





Lesson 3

Gather and Analyze Survey Results

Lesson Objectives

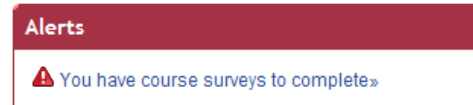


- ▶ **Launch and complete assigned surveys from the learner side of SATERN**
- ▶ **Check learners' progress from a survey record**
- ▶ **Run reports from the survey record**
- ▶ **Run item evaluation reports from the reports tab**
- ▶ **Remove item evaluations from learner records**

How Learners Complete Surveys



- ▶ An alert displays on their SATERN home page and is also sent a notification
- ▶ A learner can access surveys by selecting Learning > Surveys or directly from the Alerts Panel
- ▶ User will see a Submit button on last page



Submit Save Close Previous Page Next Page

Barriers/Enablers to Application Page 6 of 6

1. Which of the following barriers will most likely prevent you from applying knowledge/skills learned from the program?

- Opportunity to use
- Lack of management support
- Lack of support from colleagues and peers
- Insufficient knowledge and understanding
- Lack of confidence to apply knowledge/skills
- Systems and processes within the organization will not support application of knowledge and skills.
- I do not expect barriers to application.

2. Which of the following will most likely enable you to apply knowledge/skills learned from the program?

- Opportunity to use
- Management support
- Support from colleagues and peers
- Knowledge and understanding
- Confidence to apply knowledge/skills
- Systems and processes within the organization will support application of knowledge and skills.

3. Please provide any additional comments as to how we can improve your overall learning experience.

3990 characters remaining

Submit Save Close Previous Page Next Page

Launch and Complete an Assigned Survey



Check Progress from the Survey Record



Update the Item Usage for the Survey

Run Report

Remove

Reset

[Select All](#) / [Deselect All](#)

Item	Assigned	Completions	Percentage	Mean Score	Remove
BRIEFING GRC-100312 (Rev 4/19/2007 01:02 PM EST)	10	10	100.00	4.1	<input type="checkbox"/>
ASSESS DFRC-SS-125937_ENG (Rev 1.0 - 11/3/2006 01:56 PM EST)	1	1	100.00	3.9	<input type="checkbox"/>

[Select All](#) / [Deselect All](#)

Run Report

Remove

Reset

Reports Related to Evaluations



- ▶ **Item Evaluation Report**
- ▶ **Item Evaluation by Individual Response Report**
- ▶ **Item Evaluation by Instructor Report**

Run an Item Evaluation Report



Removing an Outdated Surveys



▶ Learner Needs Management Tool

Learner Needs Management [| Help |](#)

> Step 1

Step 1: Select Management Action

[Next](#)

- Add Curricula
- Add Items
- Add Competency Profiles
- Add Competencies
- Add Job-related Curricula
- Add Job-related Competency Profiles
- Remove Curricula
- Remove Items
- Remove Competency Profiles
- Remove Competencies
- Remove Surveys

▶ Learner Record → Surveys Tab

Surveys [Standard Options](#)

Commerce	Catalog Preview	Preferences	Approval Role	Approvals	SF-182 Requests
Cpty Profiles	Competencies	Registration	Requests	Online Status	Assessments
Summary	Phone Numbers	Custom Fields	Learning Plan	Learning History	Curricula

Edit the Learner [Apply Changes](#) [Reset](#)

[Select All / Deselect All](#)

Survey Title	Item Details	Assignment Information	Remove
Training Program Evaluation Level 1 Survey	BRIEFING GRC-100312 (Rev 4/19/2007 01:02 PM EST) Compl. Date: 9/1/2009	Required Date: Assign. Type: Optional Survey Type: Item Evaluation:User Satisfaction Subject: Item	<input type="checkbox"/>

[Select All / Deselect All](#)

[Apply Changes](#) [Reset](#)


Method 1: Remove Surveys via Learner Needs Management Tool



Method 2: Remove Surveys Directly from the Learner's Record



Lesson Check



Lesson Wrap Up



- ▶ **Launched and completed assigned surveys from the learner side of SATERN**
- ▶ **Checked learners' progress from a survey record**
- ▶ **Ran reports from the survey record**
- ▶ **Ran Item Evaluation Reports from the Reports Tab**
- ▶ **Removed Item Evaluations from a learner**



Lesson 4

Evaluate Learning Using Pre- and Post-Tests

Lesson Objectives

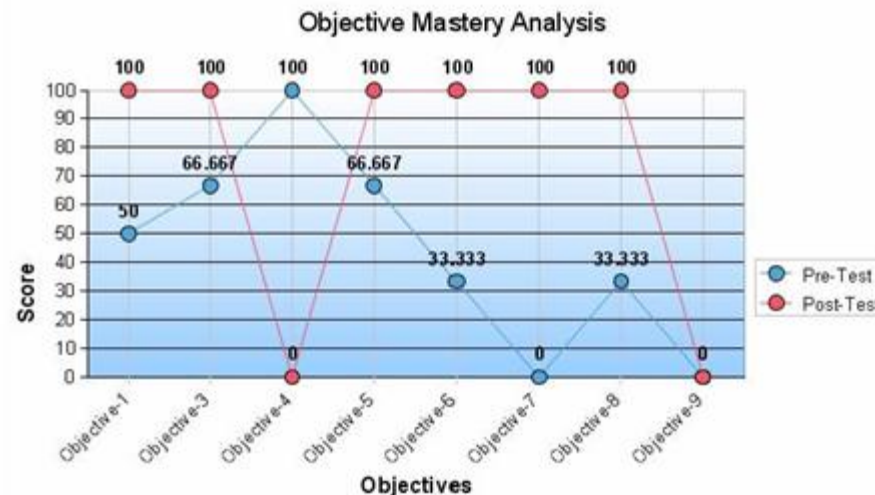
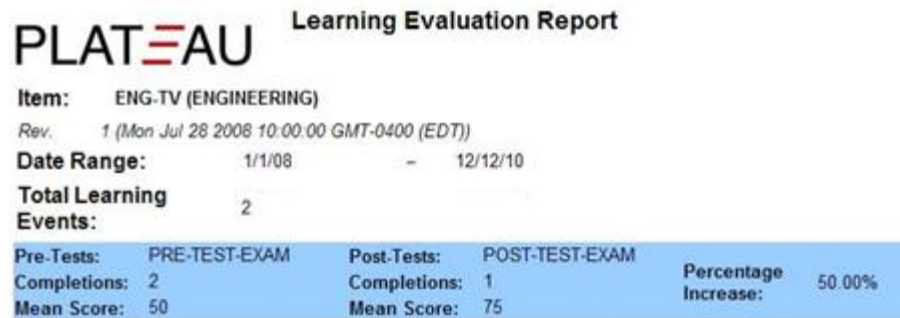


- ▶ **Explain the purpose of Level 2 evaluations**
- ▶ **Associate a pre-test and post test as Level 2 evaluations**

Level 2 Learning Evaluations



- ▶ Assess the learner's knowledge of the content before the training, and just after the training



Associating a Pre and Post-Test



Evaluations		Standard Options			
Online Settings	Notifications	Materials	Pricing	Catalogs	Subject Areas
Curricula	Competencies	Custom Fields	Requests	Rqst Reasons	Substitutes
Summary	Design Data	Delivery Data	Instructors	Prerequisites	Documents

Edit Evaluations for Item

Item Evaluation : User Satisfaction

Survey: Days to Complete: Required For Item Completion:

Learning Evaluation : Mastery of Content

Pre-Test:

Post-Test:

Associate Pre- and Post-Exams with an Item



Lesson Wrap Up



- ▶ **Explained the purpose of Level 2 evaluations**
- ▶ **Associated a pre-test and post test as Level 2 evaluations**

Lesson Check

